

CAM 스위치

KAM 시리즈

형명구분도

KAM	-	①	②	10A 일반형
① 핸들종류	일반 : C, F, E, A	레버 : I, N, B	핸들 : H, Y, P	
② 회로구성	A2 / A3 / V2 / V3 / V33 / HCS1 / HCS2 / C2010 / C2201			

KAM-E	-	①	②	③	10A 유럽형
① 회로구성	A2 / A3 / V2 / V3 / V33 / C2010 / C2201				
② 보호가드&명판 종류	G1 : 기본형 (보호가드 없음)	G2 : 기명판 + 보호가드			
③ 보호가드&명판 색상	K : 흑색	R : 적색	G : 녹색	Y : 황색 (핸들 : 적색)	

성능 및 사양

접점부	AC	정격전압	125V	250V	440V	
		정격전류	15A	10A	3A	
		단락전류	폐로차단전류 = 정격전류×2.2			
	DC	정격전압	24V	110V	220V	
		저항	정격전류	10A	5A	3A
			차단전류	폐로차단전류 = 정격전류×1.1		
유도		정격전류	5A	1.2A	0.45A	
		차단전류	폐로차단전류 = 정격전류×1.1			
		정격통전전류	20A			
수명	기계적	최소 500,000회 - 스위칭 주파수 : 20회/분				
	전기적	최소 200,000회 - 스위칭 주파수 : 20회/분				
일반 성능	절연저항	100MΩ min.(at 500VDC)				
	접촉저항	50mΩ				
	내전압	2,500VAC 1분 50 ~ 60Hz				
	내진동	10 ~ 55Hz 복진폭 1.5mm				
	내충격	30G 300m/s ²				
	작동에 필요한 힘	450G				
	사용주위온도	-25° ~ 70°C (무결빙)				
	사용주위습도	45 ~ 85%				
	몸체	PC				
	캠	함유성 POM 수지				
재질	접점	Ag Alloy+24K 금도금				
	단자	황동 + Ni Plt				
	볼트	Fe + Ni Plating				
	스프링	스테인레스 강				
	핸들	Nylon #66 수지				



기본 회로도

<p>KAM-CV2</p>	<p>KAM-CV3</p>	<p>KAM-CV33</p>
<p>KAM-CA2</p>	<p>KAM-CA3</p>	<p>KAM-CA33</p>
<p>KAM-HCS1</p>	<p>KAM-HCS2</p>	<p>KAM-IC2010</p>

3 Part
 발판 스위치
 리미트 스위치
 마이크로 스위치
 가동용 스위치
 캠 스위치
 안전도어 스위치
 메인 스위치
 봉입형 전원 스위치

회로도 보는법

<p>예시1</p>	<p>예시2</p>	<p>예시3</p>	<p>예시4</p>
-------------------	-------------------	-------------------	-------------------

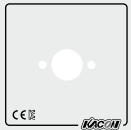
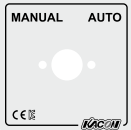
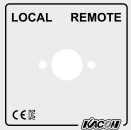




하단의 가로배열 숫자는 선택 단수를, 양옆의 세로배열 숫자는 접점 번호를 의미합니다.
 예시1 : 1단 선택 시 1과2 접점이 연결되고, 2단 선택 시 3과4 접점이 연결됩니다.
 예시2 : 1단 2단 선택 시와 전환 중 1과2, 3과4 접점이 연결되고, 2단은 3과4 접점도 연결됩니다.
 예시3 : 1단 선택 시와 전환 중에 1과2가 계속 연결되고, 2단 선택 시와 전환 중에 3과4가 연결됩니다.
 예시4 : 1단 2단 선택 시와 전환 중에 7과8 접점이 연결되고, 2단은 1과2, 3과4, 5와 6 접점도 연결됩니다.

CAM 스위치

KAM 시리즈

옵션품

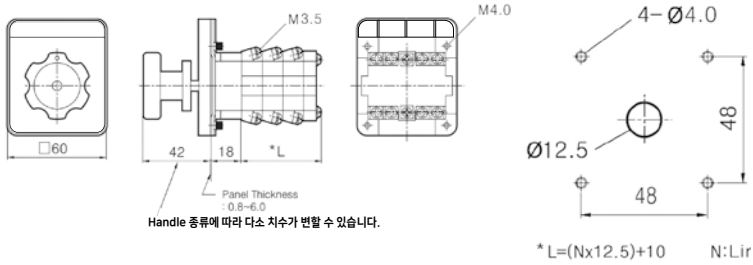
핸들					
KAM-H	KAM-Y	KAM-P	KAM-I	KAM-N	
					
KAM-B	KAM-C	KAM-F	KAM-X	KAM-E	
					
보호가드		안전커버		보호가드 & 커버	
KAM-G1 □	KAM-G2 □	KAM-C1 □	KAM-C2 □	KAM-C3-1	KAM-C3-2
					
□ 색상 : R, G, Y, B □ KAM-G1, C1, C2 는 유럽형 핸들만 적용 가능		G1용 커버	G2용 커버	HCS1	HCS2

명판						
KAM-T1(기본형)	KAM-T2	KAM-T3	KAM-T4	KAM-H1(기본형)	KAM-H2	KAM-H3
						

외형치수도

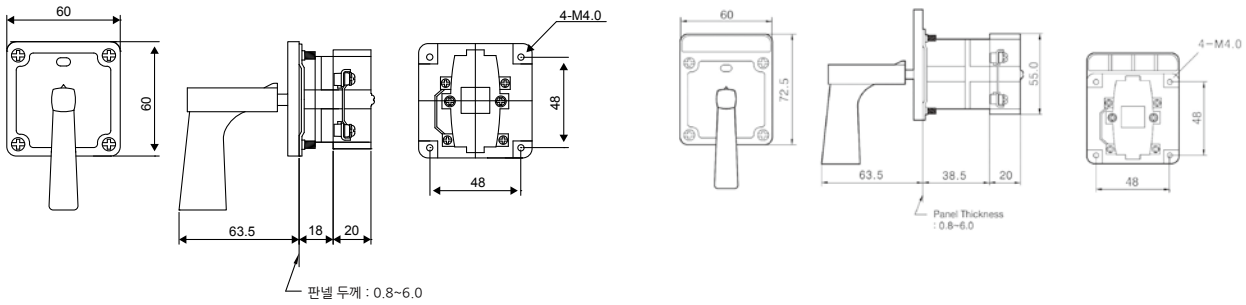
단위 : mm

KAM 10A

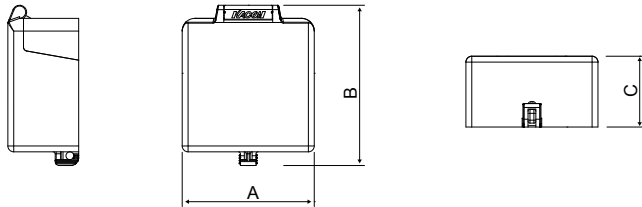


KAM-HCS1

KAM-HCS2



KAM-C1, C2, C3



	A	B	C
KAM-C1	67.5	82.0	36.5
KAM-C2	67.5	95.0	36.5
KAM-C3	63.5	128.0	85.0

3 Part

발판 스위치

리미트 스위치

마이크로 스위치

가동용 스위치

캠 스위치

안전도어 스위치

메인 스위치

봉입형 전원 스위치

CAM 스위치

KAM 시리즈

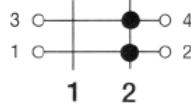
표준 회로집

2단, 1접점 블럭 (90°)

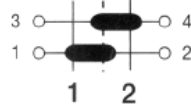
□ 2101



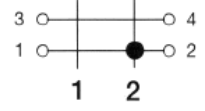
□ 2102



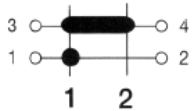
□ 2103



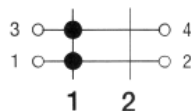
□ 2104



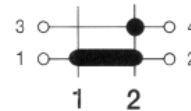
□ 2105



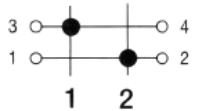
□ 2106



□ 2107

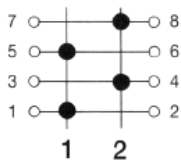


□ 2108

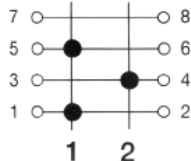


2단, 2접점 블럭 (90°)

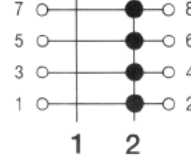
□ 2201



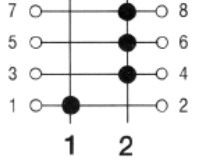
□ 2202



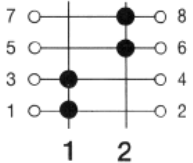
□ 2203



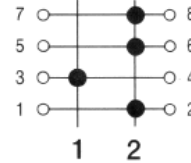
□ 2204



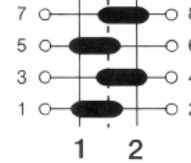
□ 2205



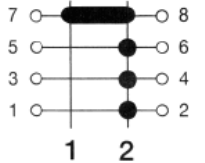
□ 2206



□ 2207

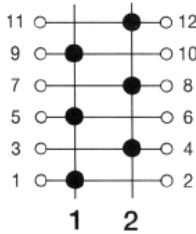


□ 2208

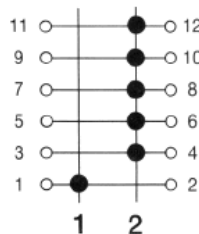


2단, 3접점 블럭 (90°)

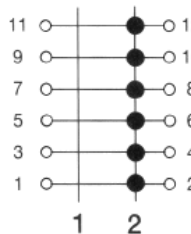
□ 2301



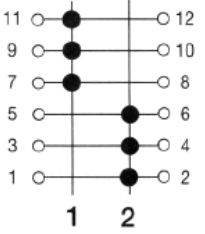
□ 2302



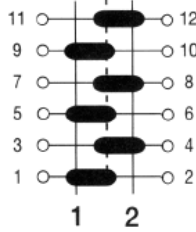
□ 2303



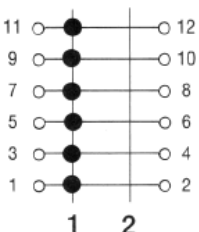
□ 2304



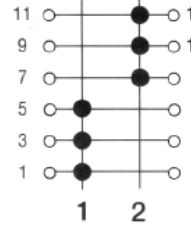
□ 2305



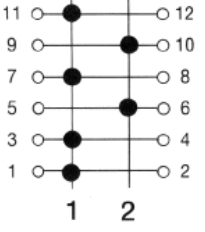
□ 2306



□ 2307



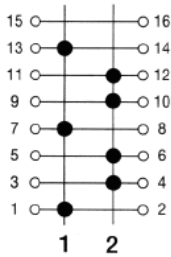
□ 2308



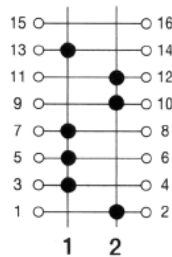
표준 회로집

2단, 4점점 블록 (90°)

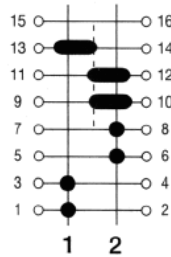
□ 2401



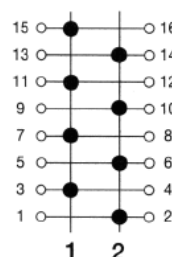
□ 2402



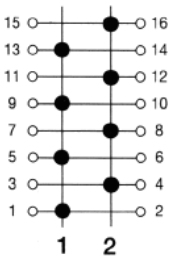
□ 2403



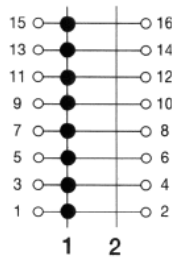
□ 2404



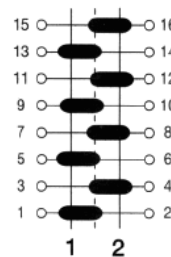
□ 2405



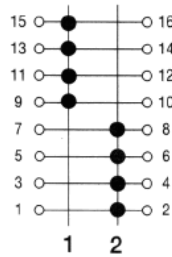
□ 2406



□ 2407

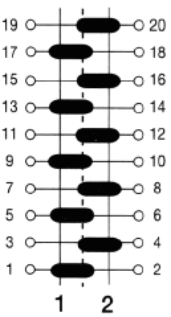


□ 2408

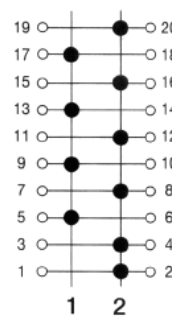


2단, 5점점 블록 (90°)

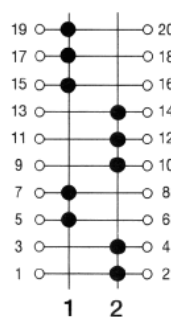
□ 2501



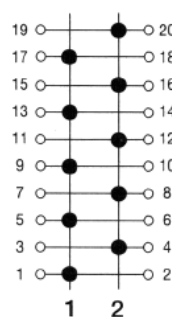
□ 2502



□ 2503

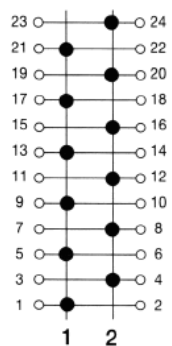


□ 2504



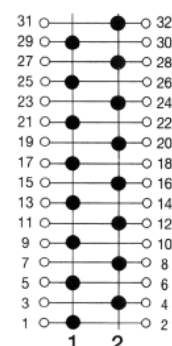
2단, 6점점 블록 (90°)

□ 2601



2단, 8점점 블록 (90°)

□ 2603



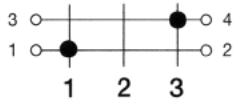
CAM 스위치

KAM 시리즈

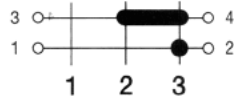
표준 회로집

3단, 1점접 블록 (45°)

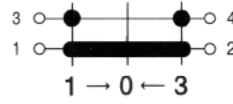
□ 3102



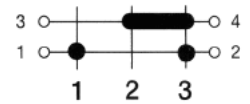
□ 3103



□ 3105A



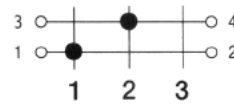
□ 3106



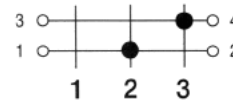
□ 3107



□ 3108



□ 3109

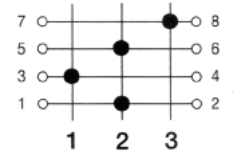


□ 3110

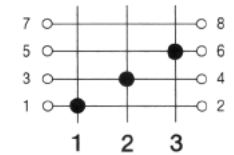


3단, 2점접 블록 (45°)

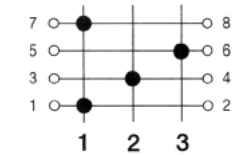
□ 3202



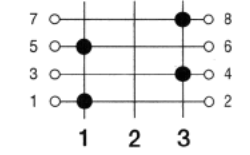
□ 3203



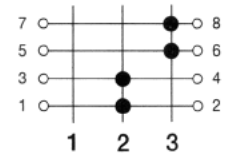
□ 3204



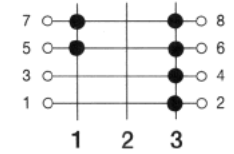
□ 3205



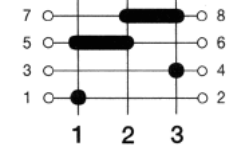
□ 3206



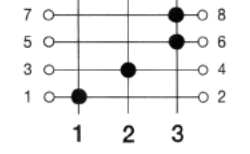
□ 3207



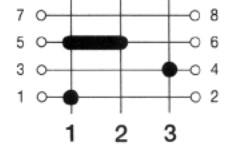
□ 3210



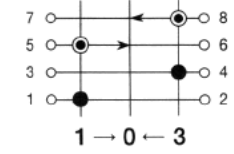
□ 3211



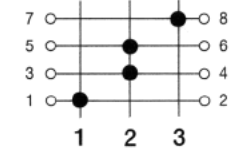
□ 3212



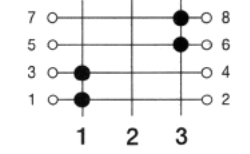
□ 3213A



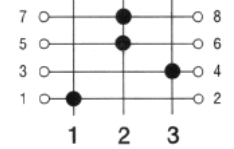
□ 3214



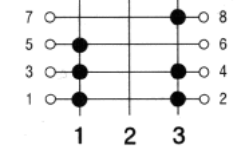
□ 3215



□ 3216



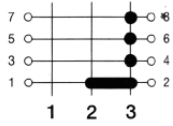
□ 3217



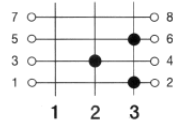
표준 회로집

3단, 2점점 블럭 (45°)

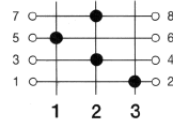
□ 3218



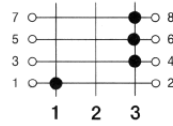
□ 3219



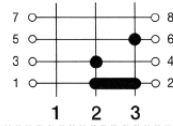
□ 3220



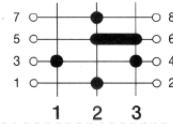
□ 3221



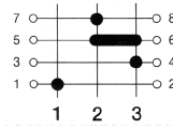
□ 3222



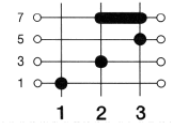
□ 3223



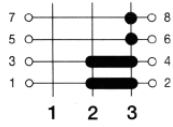
□ 3224



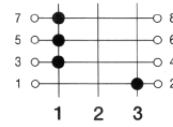
□ 3225



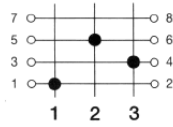
□ 3226



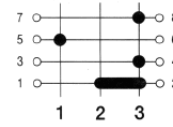
□ 3227



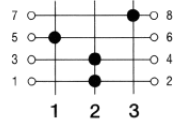
□ 3228



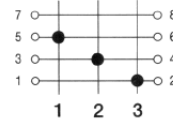
□ 3229



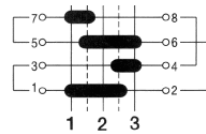
□ 3230



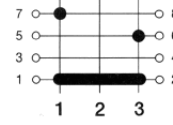
□ 3231



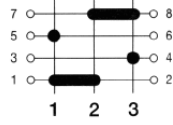
□ 3232



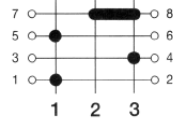
□ 3233



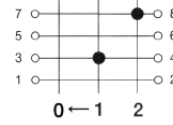
□ 3234



□ 3235

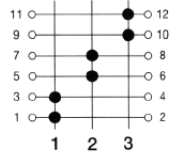


□ 3236

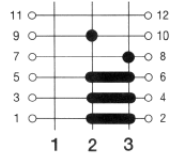


3단, 3점점 블럭 (45°)

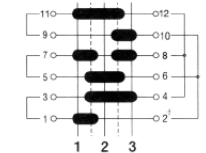
□ 3301



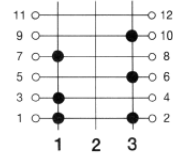
□ 3302



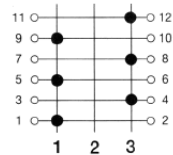
□ 3303



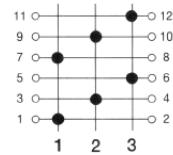
□ 3304



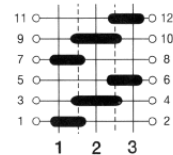
□ 3305



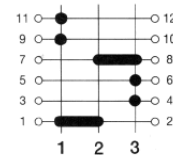
□ 3306



□ 3307



□ 3308



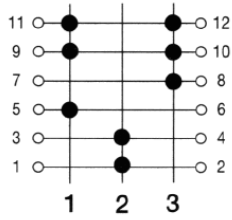
CAM 스위치

KAM 시리즈

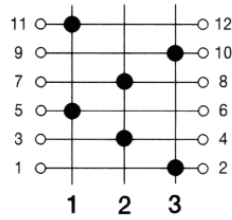
표준 회로집

3단, 3접점 블럭 (45°)

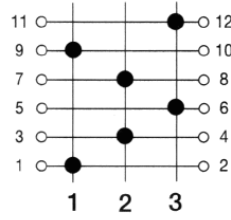
□ 3309



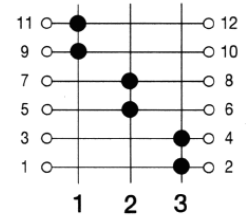
□ 3310



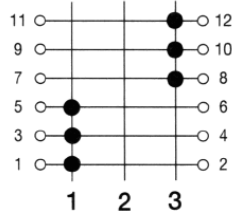
□ 3311



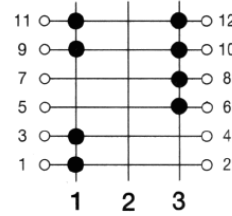
□ 3312



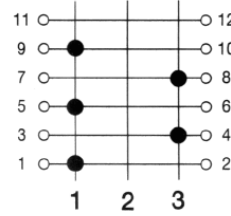
□ 3313



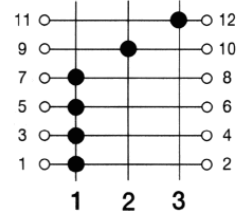
□ 3314



□ 3315

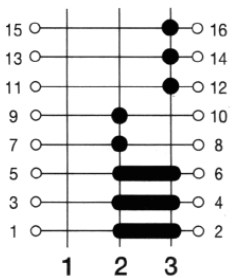


□ 3316

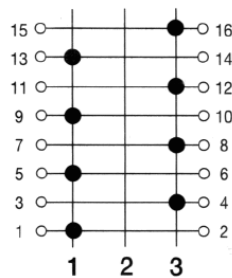


3단, 4접점 블럭 (45°)

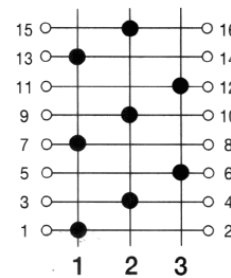
□ 3401



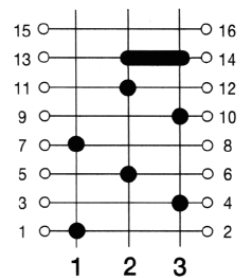
□ 3402



□ 3403



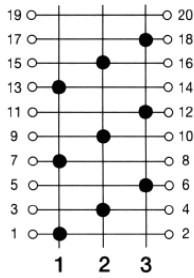
□ 3404



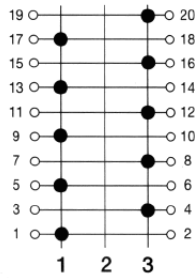
표준 회로집

3단, 5접점 블록 (45°)

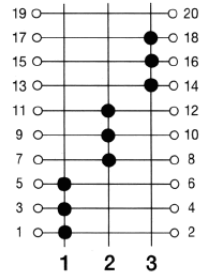
□ 3501



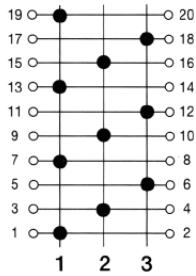
□ 3502



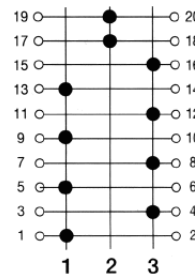
□ 3503



□ 3504

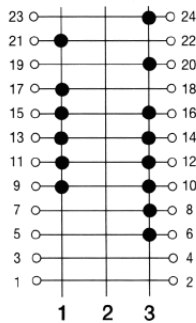


□ 3505

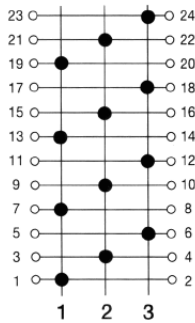


3단, 6접점 블록 (45°)

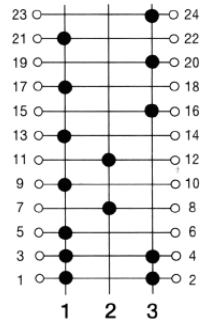
□ 3601



□ 3602



□ 3603



3 Part

발판
스위치

리미트
스위치

마이크로
스위치

가동용
스위치

캠
스위치

안전도어
스위치

메인
스위치

봉입형
전원
스위치

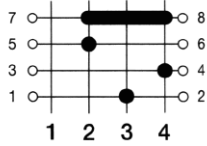
CAM 스위치

KAM 시리즈

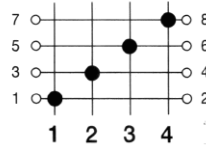
표준 회로집

4단, 2점점 블록 (45°)

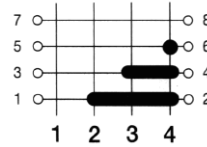
□ 4201



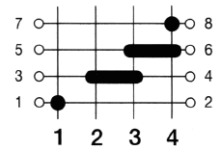
□ 4202



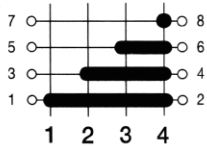
□ 4203



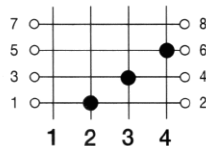
□ 4204



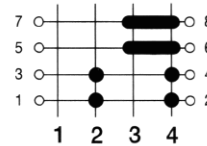
□ 4205



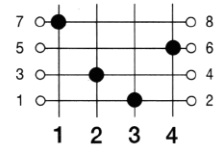
□ 4206



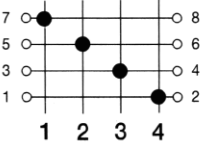
□ 4207



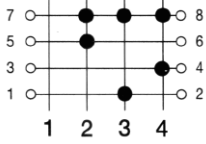
□ 4208



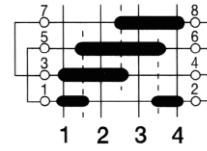
□ 4209



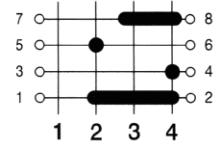
□ 4212



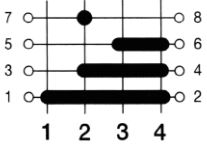
□ 4214



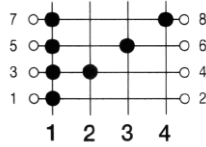
□ 4215



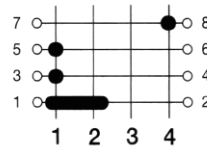
□ 4216



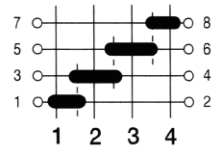
□ 4217



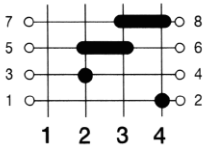
□ 4220



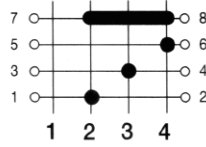
□ 4229



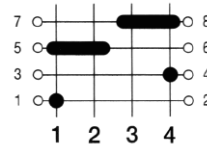
□ 4230



□ 4231

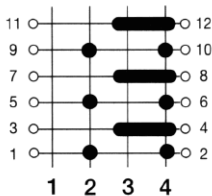


□ 4241

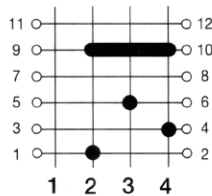


4단, 3점점 블록 (45°)

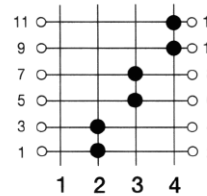
□ 4303



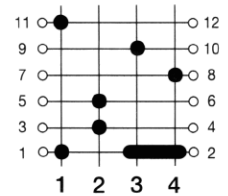
□ 4304



□ 4305



□ 4306



제품구분도

구분 및 형상	정격전류	사양	품명
Basic Circuit - KAM 시리즈 (표준타입) 	10 A	Voltmeter	KAM - CV2
		Amperemeter	KAM - CA2
		Voltmeter	KAM - CV3
		Amperemeter	KAM - CA3
		Automatic	KAM - HCS1
		Attractor	KAM - HCS2
- KAM 시리즈 (유럽형) 	10 A	Voltmeter	KAM - EV2
		Amperemeter	KAM - EA2
		Voltmeter	KAM - EV3
		Amperemeter	KAM - EA3

3 Part

발판
스위치

리미트
스위치

마이크로
스위치

가동용
스위치

캠
스위치

안전도어
스위치

메인
스위치

봉입형
전원
스위치